





















Maatschappelijke Schade van Banken Index

TOP 10*

		Aandeel speculatieve handel**	Impliciete subsidies ontvangen (in miljard euro)
Deutsche Bank 		56%	2.7
 CRÉDIT AGRICOLE		21%	8.1
 RBS Group		37%	3.3
 BNP PARIBAS		37%	2.6
 SOCIÉTÉ GÉNÉRALE		39%	2.1
 BARCLAYS		38%	2.1
LB  BW		26%	3.3
COMMERZBANK 		19%	2.4
HSBC 		22%	1.8
LLOYDS BANKING GROUP 		20%	0.4
En mijn bank?	Meer informatie over www.pechesbancaires.eu		

* Based on a study of the Greens/EFA Group covering the financial institutions located in the following EU Member States: Germany, France, United Kingdom, Spain, the Netherlands, and Belgium. 2013 datas.

** Trading Assets/Total assets